


SKY garden quilt


CASSANDRA
CONNOLLY

Designed and made by Sally Ablett

Throw 1:
Size of throw 50" x 50"
Unfinished block size 9½" x 9½"



Main Diagram



Requirements

Fabrics from Sky Garden collection.

1. CC56.1 - Sky Garden Cream - 1¼yd - 1¼m
2. CC57.2 - Floral Odyssey Light Burnt Sienna - ¾yd - 40cm
3. CC58.3 - Scattered Sprig Taupe - ¾yd - 40cm
4. CC59.3 - Ivy Trail Deep Teal - ¾yd - 40cm
5. CC60.1 - Wintersweet Pale Peach - ¾yd - 40cm
6. Background fabric - 1 ⅝yd - 1½m

Wadding and backing 58" x 58"

All measurements include ¼" seam allowances; press each seam as you go.
You need to join your fabric to get the length for the border strips.



1

2

3

4

5

Cutting

From fabric 1 cut

2 x 2½" x 50½" top & bottom border

2 x 2½" x 46½" sides

20 x 4" x 4"

5 x 3½" x 3½"

From each of the fabrics 2,3,4 and 5 you need
to cut

2 x 2½" x 46½" sides

20 x 4" x 4"

From the background fabric cut

2 x 1" x 46½" top & bottom - inner border

2 x 1" x 45½" sides - inner border

100 x 4" x 4"

Making up the blocks

Take the 4" x 4" squares of a background and pattern fabric. Draw a diagonal line on the back of the background fabric.

Place the two fabric squares together and stitch a ¼" seam each side of the pencil line, press the seam.

Trim back to 3½" x 3½" square. All the part blocks will be made up like this.

Lay out in rows and then sew the rows together to make the block.





Block



Part of Block

You need 5 blocks in total of each colour way.

Making up the throw

Lay out all the blocks Lay out the blocks as in the main diagram.
Stitch in rows and then the sew the rows together to complete the
throw center.

Inner and outer border.

Sew the side strips to the throw, press. Next add the top and
bottom. Do the same to the outer border to complete the throw
top.

Quilting

Sandwich quilt top, wadding and backing together. Quilt by hand or
machine as desired.

Trim backing and wadding to size of quilt.

Binding

Use your favourite method from fabric 1 to bind the throw.

Sally Ablett 2025 ©



www.cassandraconnolly.com



SKY garden quilt


CASSANDRA
CONNOLLY

Designed and made by Sally Ablett

Throw 2:
Size of throw 50" x 50"
Unfinished block size 9½" x 9½"



Main Diagram



Requirements

Fabrics from Sky Garden collection.

1. CC56.2 - Sky Garden Pale Taupe - 1¼yd - 1¼m
2. CC57.3 - Floral Odyssey Deep Teal - ¾yd - 40cm
3. CC58.1 - Scattered Sprig Cream - ¾yd - 40cm
4. CC59.2 - Ivy Trail Misty Jade - ¾yd - 40cm
5. CC60.3 - Wintersweet Light Burnt Sienna - ¾yd - 40cm
6. Background fabric - 1 ⅝yd - 1½m

Wadding and backing 58" x 58"

All measurements include ¼" seam allowances; press each seam as you go.
You need to join your fabric to get the length for the border strips.



1

2

3

4

5

Cutting

From fabric 1 cut

2 x 2½" x 50½" top & bottom border

2 x 2½" x 46½" sides

20 x 4" x 4"

5 x 3½" x 3½"

From each of the fabrics 2,3,4 and 5 you need
to cut

2 x 2½" x 46½" sides

20 x 4" x 4"

From the background fabric cut

2 x 1" x 46½" top & bottom - inner border

2 x 1" x 45½" sides - inner border

100 x 4" x 4"

Making up the blocks

Take the 4" x 4" squares of a background and pattern fabric. Draw a diagonal line on the back of the background fabric.

Place the two fabric squares together and stitch a ¼" seam each side of the pencil line, press the seam.

Trim back to 3½" x 3½" square. All the part blocks will be made up like this.

Lay out in rows and then sew the rows together to make the block.





Block



Part of Block

Making up the throw

Lay out all the blocks Lay out the blocks as in the main diagram.
Stitch in rows and then the sew the rows together to complete the
throw center.

Inner and outer border.

Sew the side strips to the throw, press. Next add the top and
bottom. Do the same to the outer border to complete the throw
top.

Quilting

Sandwich quilt top, wadding and backing together. Quilt by hand or
machine as desired.

Trim backing and wadding to size of quilt.

Binding

Use your favourite method from fabric 1 to bind the throw.

Sally Ablett 2025 ©



www.cassandraconnolly.com



SKY garden quilt


CASSANDRA
CONNOLLY

Designed and made by Sally Ablett

Throw 3:
Size of throw 50" x 50"
Unfinished block size 9½" x 9½"



Main Diagram



Requirements

Fabrics from Sky Garden collection.

1. CC56.3 - Sky Garden Green Grey- 1¼yd - 1¼m
2. CC57.1 - Floral Odyssey Misty Jade - ¾yd - 40cm
3. CC58.2 - Scattered Sprig Pale Peach -¾yd - 40cm
4. CC59.1 - Ivy Trail -¾yd - 40cm
5. CC60.2 - Wintersweet Light Burnt Sienna - ¾yd - 40cm
6. Background fabric - 1 ⅝yd - 1½m

Wadding and backing 58" x 58"

All measurements include ¼" seam allowances; press each seam as you go.
You need to join your fabric to get the length for the border strips.



1

2

3

4

5

Cutting

From fabric 1 cut

2 x 2½" x 50½" top & bottom border

2 x 2½" x 46½" sides

20 x 4" x 4"

5 x 3½" x 3½"

From each of the fabrics 2,3,4 and 5 you need
to cut

2 x 2½" x 46½" sides

20 x 4" x 4"

From the background fabric cut

2 x 1" x 46½" top & bottom - inner border

2 x 1" x 45½" sides - inner border

100 x 4" x 4"

Making up the blocks

Take the 4" x 4" squares of a background and pattern fabric. Draw a diagonal line on the back of the background fabric.

Place the two fabric squares together and stitch a ¼" seam each side of the pencil line, press the seam.

Trim back to 3½" x 3½" square. All the part blocks will be made up like this.

Lay out in rows and then sew the rows together to make the block.





Block



Part of Block

You need 5 blocks in total of each colour way.

Making up the throw

Lay out all the blocks Lay out the blocks as in the main diagram.
Stitch in rows and then the sew the rows together to complete the
throw center.

Inner and outer border.

Sew the side strips to the throw, press. Next add the top and
bottom. Do the same to the outer border to complete the throw
top.

Quilting

Sandwich quilt top, wadding and backing together. Quilt by hand or
machine as desired.

Trim backing and wadding to size of quilt.

Binding

Use your favourite method from fabric 1 to bind the throw.

Sally Ablett 2025 ©



www.cassandraconnolly.com

