


Heart of Summer Quilt
CASSANDRA
CONNOLLY

Designed and made by Sally Ablett

Size of quilt 64" x 64" - unfinished block size 12½" x 12½"



Main Diagram





Requirements

Fabrics from Squirrelled Away collection.

Fabrics from the Heart of Summer collection

1. CC1.1- Floral Gathering white - long $\frac{1}{4}$
2. CC1.2 - Floral Gathering Duck Egg Blue – 40cm
3. CC2.1 - Sweet Meadow White - $\frac{1}{2}$ m
4. CC2.2 - Sweet Meadow Duck Egg Blue - long $\frac{1}{4}$
5. CC3.2 - Butterfly Dance Buttercup Yellow - long $\frac{1}{4}$
6. CC3.3 - Butterfly Dance Lilac Grey - 40cm
7. CC4.1 - Petal Play White - 60cm
8. CC4.3 - Petal Play Purple - long $\frac{1}{4}$
9. CC5.1 - Scattered Seeds Blush Pink - $\frac{1}{2}$ m
10. CC5.2 - Scattered Seeds Dark Duck Egg Blue - 70cm
11. White background fabric - $2\frac{1}{2}$ m

Wadding and backing 70" x 70"

All measurements include $\frac{1}{4}$ " seam allowances; press each seam as you go.

Cutting

From fabric 1 cut
4 x $6\frac{1}{2}$ " x $6\frac{1}{2}$ " (for block 4)

From fabric 2 cut
8 x $6\frac{1}{2}$ " x $6\frac{1}{2}$ " (for block 3)

From fabric 3 cut
 $32 \times 3\frac{7}{8}$ " x $3\frac{7}{8}$ " cut in half diagonally once
(for block 2)

From fabric 4 cut
 $20 \times 3\frac{7}{8}$ " x $3\frac{7}{8}$ " cut in half diagonally once
(for block 1)

From fabric 5 cut
5 x $4\frac{1}{2}$ " x $4\frac{1}{2}$ " (for block 1)
 $10 \times 3\frac{7}{8}$ " x $3\frac{7}{8}$ " cut in half diagonally once
(for block 1)

From fabric 6 cut
8 x $4\frac{1}{2}$ " x $4\frac{1}{2}$ " (for block 2)
 $16 \times 3\frac{7}{8}$ " x $3\frac{7}{8}$ " cut in half diagonally once
(for block 2)





From fabric 7 cut
10 x 1½" x 6½" (for block 1)
10 x 1½" x 4½" (for block 1)

From fabric 8 cut
16 x 1½" x 6½" (for block 2)
16 x 1½" x 4½" (for block 2)

From fabric 9 cut
8 x 2¼" x 12½" - W - (for block 4) outer
strips for the top & bottom
8 x 2¼" x 9" - H - (for block 4) outer strip
for the sides

From fabric 10 cut
16 x 2¼" x 12½" - W - (for block 3) outer
strips for the top & bottom
16 x 2¼" x 9" - H - (for block 3) outer strip
for the sides

From fabric 11 cut
6 x 2½" x 42" (border)
13 x 7¼" x 7¼" cut in half diagonally twice
(for blocks 1 & 2)
52 x 3⅞" x 3⅞" cut in half diagonally once
(for blocks 1 & 2)
24 x 1¾" x 9" (blocks 3 & 4) top & bottom
24 x 1¾" x 6½" (for blocks 3 & 4) sides

Making up the blocks



Block 1



Block 2






Block 3



Block 4

Block 1 and 2 are made up in the same way.



Lay out your fabric pieces for block 1 as in the main diagram. Stitch the triangles together to make a square.

Make up all four in the same way. Next make up the flying geese block. Sewing the long side of the small triangle to one short side of the larger triangle.

Do the same on the other side. Make all four flying geese block
Centre part of the block.

Stitch a strip of fabric to each side of the centre square and then the top and bottom.

Lay out the block pieces, stitch in rows and then sew the rows together to complete the block. For block 1 you need 4 blocks in total and for block 2 you need 8 in total.

Blocks 3 & 4 are made up in the same way.






Lay out the fabric pieces for block 3. Stitch a short strip to each side of the centre square and then the top and bottom.
Next sew the outer strips for the sides to the block and add the last strips to the top and bottom.
You need 8 of block 3 and 4 of block 4.

Making up the Quilt

Lay out the blocks as in main diagram. Stitch in rows, pressing the seam in opposite way on each row. This will help when sewing the rows together.



Border

Take your strips of fabric 11. You need to join them to get the length for the sides and the top and bottom.

2 x 2½" x 60½" for the sides

2 x 2½" x 64½" top and bottom.

Sew the sides to the quilt and then the top and bottom to complete the quilt.

Quilting

Sandwich quilt top, wadding and backing together. Quilt by hand or machine as desired. On this quilt it was quilted with Butterfly's.

Trim backing and wadding to size of quilt.

Binding

Use your favourite method from fabric 7 to bind the quilt.



Sally Ablett 2022 ©

